

**Ohio State University**  
**Student Survey Results**  
**Ohio Union Feasibility Study**

**If the following late night programs and events were available at the Ohio Union, how likely would you be to attend?**

Movies / Films	79.27%
Musical Concerts	76.54%
Food Festivals	74.38%
Comedy Events	70.94%
Cultural and Ethnic Events	53.57%
Plays and Performing Arts Recitals	53.44%
Bowling / Cyber Bowling	47.47%
Hypnotist / Magic Performances	46.82%
Art Exhibitions	45.24%
Open Mike Night / Poetry and Music Night	43.66%
DJ/Video Dance Parties	42.89%
Student Organization Events	42.37%
Recreational Events / Inflatable Games	42.29%
Billiards / Table Tennis / Darts Tournaments	40.00%
Lecture Series	34.00%
Card, Board Game, and Video Game Tournaments	33.61%
Arts & Crafts Sessions	32.20%
Spiritual/Religious Activity and Events	28.71%
Psychic Fairs	27.56%
Fraternity or Sorority Functions and Socials	25.48%
Bingo	24.92%

**Students unsatisfied with:**

Number and Variety of Retail Outlets on Campus	50.00%
Quality of Food Service Available on Campus	44.03%
Quantity of Food Service Available on Campus	42.89%
Location of Food Service on Campus	38.82%
Available Hours for Food Services	36.57%
Amount of Informal Meeting Spaces to Interact with Faculty, Staff, and Peers	36.04%
Amount of Casual Social Spaces Available on Campus	35.17%
Amount of Individual Study Spaces Available on Campus	31.19%
Amount of Group Study Spaces Available on Campus	30.46%
Ease of Planning an Event or Activities Program on Campus	21.83%
Amount of Student Organization Office Space Available on Campus	17.96%
Amount of Student Organization Meeting Space Available on Campus	16.63%

**Ohio State University**  
**Student Survey Results**  
**Ohio Union Feasibility Study**

**Current Usage Ohio Union**

*Frequency*

Daily	6.47%
2 - 4 times/week	21.79%
Once a Week	15.01%
Sometimes	44.50%
Never	12.23%

*Duration*

Just Pass Through	10.00%
1/2 Hour or less	35.33%
1/2 Hour to 1-1/2 Hours	32.83%
1-1/2 Hours to 2 Hours	7.72%
Over 2 Hours	3.80%

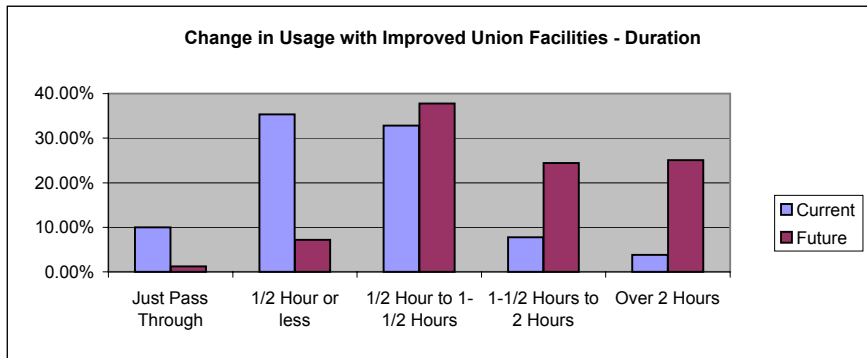
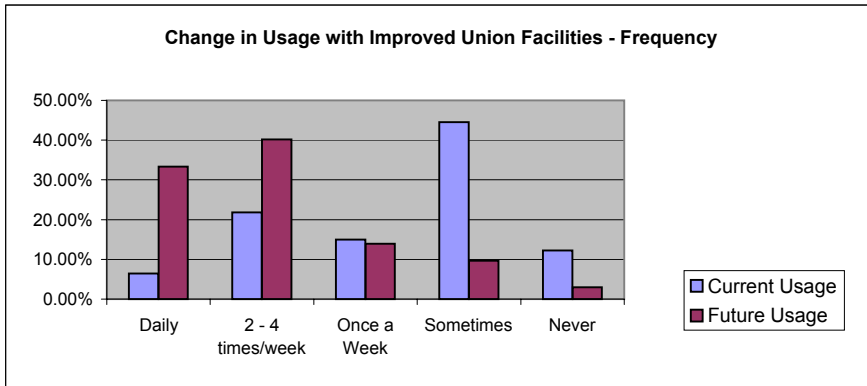
**Usage if Improvements are made**

*Frequency*

Daily	33.30%
2 - 4 times/week	40.15%
Once a Week	13.91%
Sometimes	9.69%
Never	2.95%

*Duration*

Just Pass Through	1.25%
1/2 Hour or less	7.15%
1/2 Hour to 1-1/2 Hours	37.80%
1-1/2 Hours to 2 Hours	24.40%
Over 2 Hours	25.09%



**Ohio State University**  
**Student Survey Results**  
**Ohio Union Feasibility Study**

**What are the main reasons you visit the Ohio Union?**

To Get Something to Eat	74.46%
To Attend an Event	30.54%
To Use the Bank / ATM	26.25%
To Meet Friends	21.14%
To Attend a Meeting	16.34%
To Work with a Student Organization	9.19%
To Study	8.68%
To Relax and Hang Out	8.68%
Other	7.15%
To Use Available Student Service Departments (Student Advocacy, Student Housing Legal Clinic, etc.)	5.01%
To Use the Commuter Lounge	3.68%
To Visit the Multicultural Center	2.45%
To Meet a Professor	0.41%

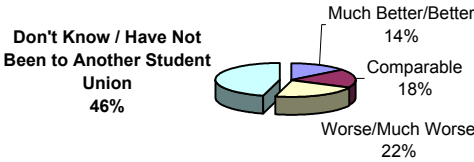
**What are the reasons you do not visit the Ohio Union more often?**

Ohio Union is Inconveniently Located	32.38%
Friends Do Not Use Facility	29.72%
Lack of Awareness of Programs & Activities	28.09%
Lack of a Variety & Quality of Services & Activities (Food Services, Bank, Post Office, Activities)	24.72%
I'm Not On Campus	21.45%
Other	16.85%
Appearance/ Atmosphere of Building	16.04%
Building is Too Crowded	13.69%
Quality of Technology is Lacking	10.62%
Building Hours of Operation are not Convenient	5.31%
Lack of Appropriate Organizational Meeting Spaces (Ballroom, Breakout Rooms)	4.49%
Cost of Services & Activities is Prohibitive	4.49%
Building Safety is a Concern	1.84%

**How does the Ohio Union compare to other student unions you have visited?**

Much Better/Better	14.46%
Comparable	17.95%
Worse/Much Worse	21.75%
Don't Know / Have Not Been to Another Student Union	45.85%

**Comparison to Other Unions**



Ohio State University  
 Student Survey Results  
 Ohio Union Feasibility Study

What types of programs and services would you like to see added or improved within the Ohio Union?

<b>Movie Theatre</b>	<b>61.80%</b>
<b>Coffee Bar</b>	<b>52.71%</b>
<b>Late Night Food Service</b>	<b>52.60%</b>
<b>Post Office</b>	<b>52.30%</b>
<b>ATM Machines</b>	<b>51.99%</b>
<b>24-hour Study Lounges</b>	<b>49.44%</b>
<b>Computer Lab</b>	<b>47.09%</b>
<b>Event Ticket Office</b>	<b>46.88%</b>
<b>Copy Center</b>	<b>44.84%</b>
<b>Pool Hall</b>	<b>44.33%</b>
<b>Ticket-master</b>	<b>43.62%</b>
<b>Bowling</b>	<b>41.78%</b>
<b>Convenience Store</b>	<b>39.84%</b>
<b>Athletics Ticket Office</b>	<b>39.33%</b>
<b>Computer-equipped Lounge Areas</b>	<b>39.22%</b>
<b>Video Arcade/Game Room</b>	<b>38.82%</b>
<b>Video/DVD Store</b>	<b>38.30%</b>
<b>Casual Entertainment Space</b>	<b>38.00%</b>
<b>Snack / Juice Bar</b>	<b>36.67%</b>
<b>Administrative Support Offices (e.g. Registrar, Fees and Deposits, Financial Aid)</b>	<b>36.47%</b>
<b>Auditorium / Performing Arts Theater</b>	<b>35.14%</b>
<b>Email Stations</b>	<b>35.04%</b>
<b>Shaded Outdoor Patios and Seating Areas</b>	<b>34.83%</b>
<b>Ice Cream Store</b>	<b>34.63%</b>
<b>Nightclub/Dance Club</b>	<b>32.99%</b>
<b>Bank/ Credit Union</b>	<b>32.48%</b>
<b>Academic Support Offices (e.g. Academic Advising, Writing Center, Research Center)</b>	<b>30.85%</b>
<b>Overnight Lodging Rooms (for Visitors, Parents, Friends)</b>	<b>30.03%</b>
Ping Pong/ Darts/Small recreational activities room	29.93%
Sports Bar (Alcohol Served)	29.83%
Music/CD Store	29.83%
Gift Shop	28.80%

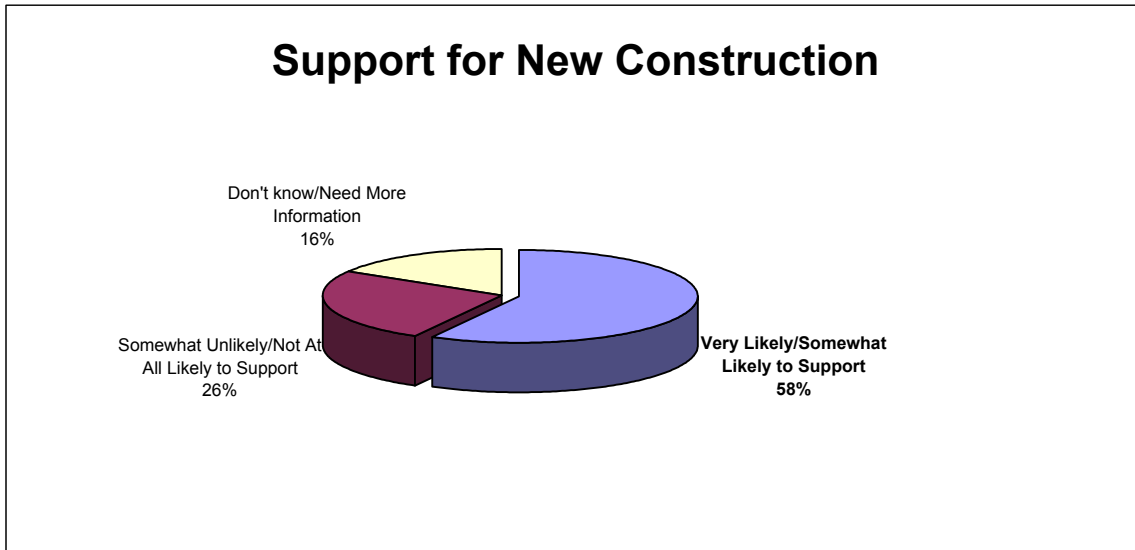
**Ohio State University**  
**Student Survey Results**  
**Ohio Union Feasibility Study**

Outdoor Recreation Spaces (Sand Volleyball, Open Lawn for Frisbee, etc)	28.60%
2-4 Person Group Study Rooms	28.50%
Table Top / Waiter Served Restaurant	28.50%
Grocery Store	28.19%
Outdoor Fountain	27.37%
Clothing Store	26.97%
Newsstand	26.66%
Outdoor Performance Venue (Amphitheater)	25.13%
Social Lounge Areas	24.92%
Wireless Computer Usage	24.51%
Pub/ Bar	24.41%
Student Art Gallery	24.41%
Multipurpose Rooms	24.31%
Dry Cleaners	21.35%
Arts & Crafts Suites (Candle Making, Pottery, Jewelry Making, etc)	21.25%
Meeting Rooms	21.04%
Multicultural Center	20.53%
Lap Top Rental Availability	20.02%
Dance Studios	19.71%
Large Information Kiosk/Center	19.00%
Student Organization Resource Center with Offices	18.28%
Student Special Events/Programming Space	18.08%
Formal Ballroom	17.77%
Hair Salon	17.57%
Travel Agency	17.47%
Black Box Theater	17.16%
Instructional Kitchen	16.65%
Child Care Center	16.55%
Electronic Display Board	16.34%
Florist	15.93%
Lockers (Commuter)	14.91%
Dark Room	13.48%
Conference Rooms	13.28%
Sports Bar (No Alcohol Served)	13.18%
Nails/Manicure Shop	11.75%
Existing Ohio Union is Fine as is, No Improvements are Required	10.83%
Outdoor Recreation Rental Shop	10.32%
Interfaith Center	7.97%
Woodshop	6.95%
Lockers (Student Organizations)	6.64%
Other programs and services	1.94%

**Ohio State University**  
**Student Survey Results**  
**Ohio Union Feasibility Study**

**What is your level of support if it is decided that the Ohio Union were to be demolished and newly constructed instead of the existing structure renovated and expanded?**

Very Likely to Support It	31.26%
Somewhat Likely to Support It	26.90%
Somewhat Unlikely to Support It	14.23%
Not At All Likely to Support It	11.32%
Don't Know/ Need More Information	16.30%



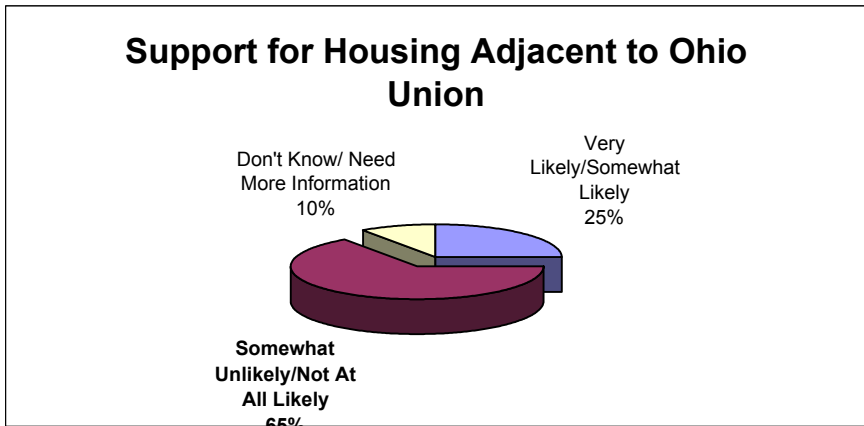
**With the revitalization of High Street and the University Gateway Center development potentially locating approximately 200,000 square feet of retail and entertainment along High Street, how likely are you to support Ohio Union improvements?**

Very Likely to Support It/Somewhat Likely to Support It	78.44%
Somewhat Unlikely to Support It/Not At All Likely to Support It	11.09%
Don't Know/ Need More Information	10.47%

**Ohio State University**  
**Student Survey Results**  
**Ohio Union Feasibility Study**

**How likely are you to live in a new residence hall if one were built adjacent to or attached to the Ohio Union?**

Very Likely	9.01%
Somewhat Likely	16.13%
Somewhat Unlikely	13.40%
Not At All Likely	51.73%
Don't Know/ Need More Information	9.74%



**If OSU were to develop new student housing adjacent to or attached to an improved Ohio Union, which of the following unit types would better suit your needs?**

Apartment - Single Room	46.04%
Semi-Suite - Single Room	16.83%
Apartment - Double Room	15.96%
Full Suite - Double Room	10.86%
Semi-Suite - Double Room	7.93%
Traditional - Double Room	2.39%